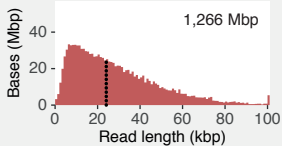
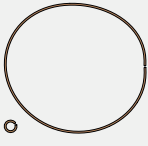
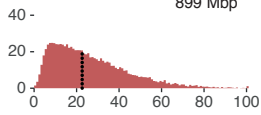

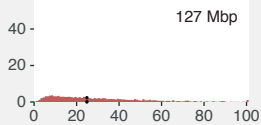

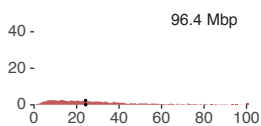

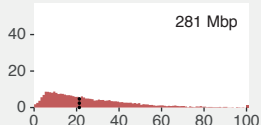

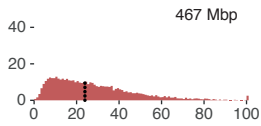

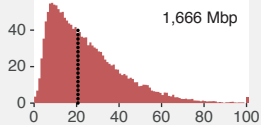

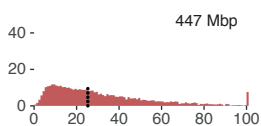

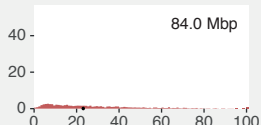

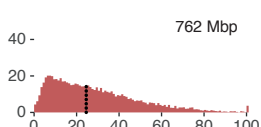

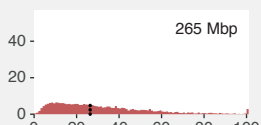
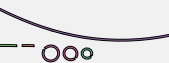
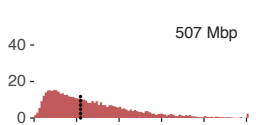
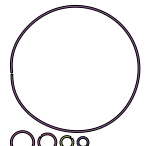


Sample	ONT reads	Assembly graph	Estimated error rate	
			Before Nanopolish	After Nanopolish
INF042			0.807%	0.349%
INF059			0.947%	0.441%
INF163			1.500%	0.878%
INF164			1.690%	1.094%
INF249			1.229%	0.646%
INF322			1.155%	0.601%
KSB1_7G			0.994%	0.574%
KSB1_7J			1.131%	0.554%
KSB1_8D			1.884%	1.232%
KSB1_9A			0.896%	0.356%
KSB1_9D			1.262%	0.680%
KSB2_1B			1.192%	0.635%

