

THE LANCET Oncology

Supplementary appendix

This appendix formed part of the original submission and has been peer reviewed. We post it as supplied by the authors.

Supplement to: Steliarova-Foucher E, Colombet M, Rie LAG, et al. International incidence of childhood cancer, 2001–10: a population-based registry study. *Lancet Oncol* 2017; published online April 11. [http://dx.doi.org/10.1016/S1470-2045\(17\)30186-9](http://dx.doi.org/10.1016/S1470-2045(17)30186-9).

Table of Contents

Table S 1. Description	2
Table S 1. Cancer registries included in the presented analyses, 2001-10.....	3
Table S 2. Weights of the World standard population used to calculate age-standardised rates	5
Table S 3. Numbers of cases and incidence rates per million by World region.....	6
Table S 4. Overview of data included in the comparison of rates observed in the 1980s with the present study.....	7
Figure S 1. Variation of sex ratio by diagnostic group and geographic region, 2001-10.	8
Figure S 2. Age-specific rates by world region, both sexes, 2001-10.....	9
Figure S 3. Proportionate distribution of different tumour types in the world regions, 2001-10.....	10
References	11
List of IICC-3 contributors	12

Table S 1. Description

Table S 1 shows the contribution of the individual cancer registries to the study datasets. Fourteen paediatric cancer registries collected information on patients younger than 15 years (12 registries) or on patients younger than 20 years (2 registries). Therefore, the analyses for the age range 0-14 years were based on a somewhat different database (Paediatric dataset) than those for the age range 0-19 years (General dataset). Data from the paediatric cancer registries were preferentially included in the Paediatric dataset when the paediatric cancer registries co-existed with general cancer registries in the same country, as indicated by + in **Table S 1**. This was justified by larger, often national, population coverage by the paediatric cancer registries. Data from 129 cancer registries in 63 countries were included in the Paediatric dataset, and the General dataset was based on data from 141 registries in 53 countries. Each cancer case was included only once in any analysis. In most registries, between 80% and 98% of cases were microscopically verified (MV); 3 registries had MV percentages of less than 80%, and 10 registries had MV percentages of more than 98%. Among the 82 registries with at least 1 case ascertained from a death certificate only (DCO), the average DCO percentage was 5% of cases. An additional 48 registries either did not ascertain any cases from a death certificate or managed to trace all such cases back to more detailed medical records. There were 23 registries that could not ascertain cases from death certificates, either because they had no access to the death records or because death records were not collected in a systematic fashion by the medical or administrative services in that country. In 20 registries, the proportion of cases with unspecified morphology (NOS) exceeded 15%. Registry-specific statistics for these indicators of data quality are shown in **Table S 1**, although they are strictly comparable only between registries that cover the same age range.

Table S 1. Cancer registries included in the presented analyses, 2001-10. API, Asian and Pacific Islander; DCO, death certificate only; MV, microscopically verified; White NH, White non-Hispanic; NOS, unspecified morphology; NPCR, National Program of Cancer Registries; SEER, Surveillance, Epidemiology and End Results Program.

Region	Country	Registry	Person-years (thousands)		Numbers of cases		Dataset		Quality indicators		
			Age 0-14 (years)	Age 0-19 (years)	Age 0-14 (years)	Age 0-19 (years)	Paediatric Age 0-14	General Age 0-19	%MV	%DCO	%NOS
North Africa	ALGERIA	Annaba	1 509	2 095	170	247	+	+	89.9	0.0	11.3
North Africa	ALGERIA	Sétif	4 288	6 053	322	561	+	+	98.4	0.7	22.8
North Africa	EGYPT	Gharbiah	12 810	17 439	1 519	2 178	+	+	90.6	5.5	9.8
Sub-Saharan Africa	FRANCE	Réunion	2 074	2 756	227	333	+	+	95.2	0.3	1.2
Sub-Saharan Africa	KENYA	Eldoret	3 423	4 308	404	575	+	+	84.7	8.7	21.0
Sub-Saharan Africa	MAURITIUS		2 975	3 985	297	425	+	+	85.4	0.0	40.9
Sub-Saharan Africa	SOUTH AFRICA	Paediatric	146 959	-	6 521	-	+		90.5	-	3.6
Sub-Saharan Africa	UGANDA	Kampala	7 666	10 255	1 270	1 664	+	+	64.7	2.6	23.4
Sub-Saharan Africa	ZIMBABWE	Harare	4 598	6 212	530	719	+	+	76.4	6.3	16.3
Central America and Caribbean	COSTA RICA		11 856	16 142	1 591	2 339	+	+	91.8	1.8	10.3
Central America and Caribbean	CUBA		21 086	29 238	2 608	3 651	+	+	89.2	6.3	13.7
Central America and Caribbean	JAMAICA	Kingston and St Andrew	1 743	2 379	139	187	+	+	94.1	1.1	4.8
Central America and Caribbean	MEXICO	Mexico City, Paediatric	6 902	-	897	-	+		98.8	-	0.8
Central America and Caribbean	USA	Puerto Rico	8 216	11 172	988	1 453	+	+	95.7	1.2	8.5
South America	ARGENTINA	Paediatric	102 433	-	12 942	-	+		95.6	2.2	6.6
South America	BRAZIL	Aracaju	1 334	1 860	157	239	+	+	93.3	2.9	7.1
South America	BRAZIL	Curitiba	4 078	5 660	574	849	+	+	93.4	5.1	6.6
South America	BRAZIL	Goiania	2 923	4 104	468	691	+	+	95.2	3.2	6.8
South America	BRAZIL	João Pessoa	1 719	2 395	214	319	+	+	96.6	0.3	26.0
South America	CHILE	Valdivia	932	1 278	119	181	+	+	92.8	1.1	8.8
South America	COLOMBIA	Bucaramanga	2 735	3 719	406	566	+	+	92.0	2.3	21.4
South America	COLOMBIA	Cali	5 471	7 374	854	1 180	+	+	94.7	0.8	7.9
South America	COLOMBIA	Pasto	1 051	1 424	120	178	+	+	90.4	1.7	5.1
South America	ECUADOR	Cuenca	1 418	1 919	168	239	+	+	92.5	1.3	10.0
South America	ECUADOR	Loja	618	832	100	138	+	+	89.1	0.0	8.7
South America	ECUADOR	Manabí	4 041	5 424	393	519	+	+	91.3	3.7	10.0
South America	ECUADOR	Quito	4 207	5 654	694	996	+	+	96.6	1.1	6.4
South America	URUGUAY		7 588	10 181	1 042	1 455	+	+	94.8	3.0	5.4
North America	CANADA	Alberta	6 480	8 905	1 042	1 564	+	+	94.4	0.0	1.0
North America	CANADA	British Columbia	6 976	9 771	1 052	1 581	+	+	91.3	0.2	1.7
North America	CANADA	Manitoba	2 343	3 197	303	487	+	+	94.3	0.0	1.8
North America	CANADA	Nova Scotia	1 518	2 143	224	353	+	+	93.2	0.0	2.8
North America	CANADA	Northwest Territories	101	137	11	14	+	+	92.9	0.0	7.1
North America	CANADA	Ontario	22 624	31 199	3 559	5 591	+	+	80.2	0.2	8.5
North America	CANADA	Quebec	12 630	17 439	2 077	3 113	+	+	87.8	0.2	5.6
North America	CANADA	Saskatchewan	1 978	2 754	277	435	+	+	97.5	0.0	1.4
North America	CANADA	Yukon	59	83	6	10	+	+	80.0	0.0	0.0
North America	USA	NPCR+SEER, Native American	9 863	13 396	790	1 183	+	+	95.2	0.8	3.0
North America	USA	NPCR+SEER, API	30 560	40 997	3 451	4 884	+	+	95.1	0.5	2.4
North America	USA	NPCR+SEER, Black	99 659	134 794	11 923	17 016	+	+	94.1	0.4	3.1
North America	USA	NPCR+SEER, Hispanic White	114 987	150 040	18 559	25 438	+	+	94.7	0.3	2.7
North America	USA	NPCR+SEER, NH White	351 453	481 763	57 201	87 160	+	+	94.7	0.3	2.1
East Asia	CHINA	Beijing	11 604	19 544	1 303	2 161	+	+	91.0	0.4	16.8
East Asia	CHINA	Hong Kong	9 648	14 010	1 268	1 913	+	+	97.5	0.1	23.2
East Asia	JAPAN	Hiroshima	1 693	2 309	228	326	+	+	93.3	0.6	4.0
East Asia	JAPAN	Miyagi	3 264	4 618	404	553	+	+	93.5	0.2	6.0
East Asia	JAPAN	Nagasaki	2 146	2 985	232	343	+	+	95.6	0.0	2.3
East Asia	JAPAN	Osaka	12 151	16 596	1 682	2 179	+	+	88.7	0.7	7.3
East Asia	JAPAN	Yamagata	1 654	2 265	160	242	+	+	96.7	0.8	5.8
East Asia	KOREA SOUTH		91 518	124 837	11 732	17 149	+	+	91.8	1.1	8.7
South Asia*	INDIA	Bangalore	16 760	23 071	1 284	1 763	+	+	95.9	1.5	10.8
South Asia*	INDIA	Chennai	10 243	14 198	1 250	1 726	+	+	91.5	1.7	12.3
South Asia*	INDIA	Mumbai	32 538	46 027	2 523	3 624	+	+	96.7	1.0	13.8
South Asia*	INDIA	Nagpur	6 172	8 319	605	888	+	+	92.2	1.7	22.4
Southeast Asia	PHILIPPINES	Manila	18 046	23 970	2 271	3 101	+	+	86.8	5.8	16.8
Southeast Asia	PHILIPPINES	Rizal	21 478	28 113	2 357	3 187	+	+	85.7	6.3	23.0
Southeast Asia	THAILAND	Bangkok	10 992	16 106	1 208	1 732	+	+	89.4	2.1	27.0
Southeast Asia	THAILAND	Chiang Mai	2 803	3 952	363	519	+	+	85.7	2.9	17.0
Southeast Asia	THAILAND	Chonburi	2 538	3 392	345	475	+	+	91.8	1.5	24.0
Southeast Asia	THAILAND	Khon Kaen	3 596	4 957	352	479	+	+	93.1	1.5	11.7
Southeast Asia	THAILAND	Lampang	1 314	1 865	167	260	+	+	89.2	2.3	20.4
Southeast Asia	THAILAND	Songkhla	3 179	4 362	297	441	+	+	89.8	1.8	15.6
Southeast Asia	VIET NAM	Ho Chi Minh City	12 782	18 955	1 624	2 057	+	+	83.1	-	26.6
West Asia	BAHRAIN		2 115	2 747	242	309	+	+	93.9	0.3	12.9
West Asia	ISRAEL		19 214	24 748	2 994	4 264	+	+	97.7	0.7	4.7
West Asia	JORDAN		20 646	26 718	2 874	4 053	+	+	97.5	0.0	5.1
West Asia	KUWAIT		6 499	8 287	793	1 043	+	+	90.7	6.5	7.5
West Asia	SAUDI ARABIA	Riyadh	18 289	23 283	2 111	2 939	+	+	96.7	0.4	3.1
West Asia	TURKEY	Antalya	4 120	5 483	608	837	+	+	94.1	0.5	4.5
West Asia	TURKEY	Izmir	7 721	10 654	1 274	1 914	+	+	93.5	1.2	5.6

*Comprising data from India only

continued

Table S 1, continued

Region	Country	Registry	Person-years (thousands)		Numbers of cases		Dataset		Quality indicators		
			Age 0-14 (years)	Age 0-19 (years)	Age 0-14 (years)	Age 0-19 (years)	Paediatric Age 0-14	General Age 0-19	%MV	%DCO	%NOS
Eastern Europe	BELARUS	Paediatric	15 495	23 131	2 140	3 744	+	+	97.9	0.2	2.6
Eastern Europe	BULGARIA		10 781	15 688	1 418	2 149	+	+	91.4	4.7	9.5
Eastern Europe	CZECH REPUBLIC		15 313	21 811	2 566	3 887	+	+	94.9	0.5	7.0
Eastern Europe	HUNGARY	Paediatric	15 733	-	2 289	-	+		97.6	-	0.7
Eastern Europe	POLAND		63 155	92 192	8 071	12 871	+	+	92.5	0.5	10.3
Eastern Europe	SLOVAKIA	Paediatric	9 059	-	1 236	-	+		96.0	-	3.2
Northern Europe	ESTONIA		2 111	3 069	315	514	+	+	94.4	0.2	5.6
Northern Europe	ICELAND		659	881	86	164	+	+	93.9	0.0	6.7
Northern Europe	IRELAND		8 744	11 735	1 360	2 059	+	+	93.4	0.1	3.4
Northern Europe	LITHUANIA		5 539	8 046	661	1 066	+	+	95.3	0.8	5.5
Northern Europe	NORWAY		9 099	12 067	1 503	2 193	+	+	92.0	0.0	8.1
Northern Europe	SWEDEN		15 757	21 634	2 352	3 414	+	+	96.2	-	6.2
Northern Europe	UK	England and Wales, Paediatric	97 409	-	14 349	-	+		91.5	0.3	2.5
Northern Europe	UK	Northern Ireland	3 567	4 874	518	781	+	+	85.8	0.3	11.1
Northern Europe	UK	Scotland	8 714	11 964	1 293	2 006	+	+	93.0	0.2	3.9
Southern Europe	CROATIA		6 804	9 392	1 259	1 849	+	+	92.0	0.3	13.3
Southern Europe	CYPRUS	South-West	1 446	2 042	246	426	+	+	93.2	2.6	4.5
Southern Europe	ITALY	Piedmont, Paediatric	5 428	7 235	1 055	1 564	+	+	96.0	0.0	1.4
Southern Europe	ITALY	Brescia	1 580	2 078	254	395	+	+	79.5	1.3	17.2
Southern Europe	ITALY	Ferrara	357	477	65	115	+	+	91.3	0.0	5.2
Southern Europe	ITALY	Friuli-Venezia Giulia	1 462	1 941	257	395	+	+	93.9	0.0	5.1
Southern Europe	ITALY	Modena	880	1 151	177	247	+	+	97.2	0.0	2.0
Southern Europe	ITALY	Naples	1 387	1 894	276	427	+	+	94.8	0.0	5.6
Southern Europe	ITALY	Parma	513	679	103	149	+	+	96.6	0.0	3.4
Southern Europe	ITALY	Ragusa	670	924	133	191	+	+	88.5	0.0	11.0
Southern Europe	ITALY	Reggio Emilia	714	925	118	178	+	+	96.1	0.6	3.9
Southern Europe	ITALY	Romagna	1 413	1 868	293	432	+	+	90.3	0.0	9.3
Southern Europe	ITALY	Sassari	614	859	100	183	+	+	90.2	0.0	16.4
Southern Europe	ITALY	Syracuse	617	860	92	153	+	+	96.1	0.0	7.8
Southern Europe	ITALY	Trento	758	996	118	172	+	+	88.4	0.0	13.4
Southern Europe	ITALY	Umbria	1 065	1 441	224	332	+	+	96.1	0.0	6.9
Southern Europe	ITALY	Varese	1 141	1 526	210	318	+	+	94.7	0.0	1.9
Southern Europe	MALTA		698	983	130	194	+	+	96.9	0.0	2.1
Southern Europe	PORTUGAL	Azores	485	669	79	134	+	+	94.8	0.0	3.7
Southern Europe	PORTUGAL	Centre	3 533	4 869	593	869	+	+	91.9	-	5.2
Southern Europe	PORTUGAL	North	5 396	7 403	876	1 317	+	+	97.1	-	3.3
Southern Europe	PORTUGAL	South	7 366	9 910	1 247	1 798	+	+	96.8	-	3.3
Southern Europe	SLOVENIA		2 901	4 107	424	681	+	+	98.7	0.0	2.5
Southern Europe	SPAIN	Selected regions, paediatric	24 122	-	3 709	-	+		91.6	-	2.1
Southern Europe	SPAIN	Valencia, Paediatric	6 834	-	1 136	-	+		93.0	0.0	2.5
Southern Europe	SPAIN	Albacete	600	832	97	147	+	+	95.2	0.0	2.0
Southern Europe	SPAIN	Asturias	1 085	1 552	178	264	+	+	98.9	0.0	1.9
Southern Europe	SPAIN	Balearic Islands	1 228	1 649	195	293	+	+	95.2	0.0	1.7
Southern Europe	SPAIN	Basque Country	2 651	3 589	487	700	+	+	94.1	0.4	5.9
Southern Europe	SPAIN	Canary Islands	2 498	3 481	361	586	+	+	95.9	0.0	2.9
Southern Europe	SPAIN	Cuenca	282	393	48	81	+	+	92.6	0.0	9.9
Southern Europe	SPAIN	Girona	1 005	1 334	171	262	+	+	96.2	0.4	1.9
Southern Europe	SPAIN	Granada	1 444	1 990	217	348	+	+	92.5	0.0	6.6
Southern Europe	SPAIN	Navarra	855	1 145	151	226	+	+	96.5	0.0	0.9
Southern Europe	SPAIN	Tarragona	1 070	1 430	189	278	+	+	97.1	0.0	0.0
Western Europe	AUSTRIA		13 025	17 934	1 977	3 056	+	+	97.9	0.5	4.6
Western Europe	FRANCE	Paediatric	112 964	-	17 448	-	+		94.6	-	1.6
Western Europe	FRANCE	Calvados	1 253	1 719	202	318	+	+	97.5	-	4.4
Western Europe	FRANCE	Doubs	967	1 326	159	243	+	+	97.1	-	4.1
Western Europe	FRANCE	Hérault	1 725	2 382	307	433	+	+	96.8	-	0.5
Western Europe	FRANCE	Isère	2 293	3 090	366	561	+	+	96.4	-	2.0
Western Europe	FRANCE	Loire-Atlantique and Vendée	3 469	4 645	523	794	+	+	96.1	-	3.1
Western Europe	FRANCE	Manche	900	1 203	126	190	+	+	97.9	-	4.2
Western Europe	FRANCE	Bas-Rhin	1 959	2 674	331	498	+	+	95.2	-	2.2
Western Europe	FRANCE	Haut-Rhin	1 382	1 844	219	343	+	+	98.3	-	1.7
Western Europe	FRANCE	Somme	1 055	1 448	132	204	+	+	92.6	-	1.5
Western Europe	FRANCE	Tarn	608	818	98	139	+	+	92.1	-	5.0
Western Europe	GERMANY	Paediatric	117 505	-	17 919	-	+		95.0	-	1.3
Western Europe	GERMANY	Rhine-Pfalz	6 074	8 401	1 004	1 428	+	+	87.0	1.5	2.7
Western Europe	GERMANY	Saarland	1 402	1 978	224	342	+	+	95.0	0.3	1.5
Western Europe	GERMANY	Schleswig-Holstein	4 265	5 810	636	1 011	+	+	88.6	1.9	1.8
Western Europe	NETHERLANDS		29 690	39 531	4 753	7 118	+	+	95.0	-	1.7
Western Europe	SWITZERLAND	Paediatric	11 965	-	1 890	-	+		93.8	0.1	1.7
Western Europe	SWITZERLAND	Geneva	722	963	102	159	+	+	94.3	0.0	1.3
Western Europe	SWITZERLAND	Neuchâtel	281	383	48	70	+	+	98.6	0.0	1.4
Western Europe	SWITZERLAND	Ticino	462	622	73	121	+	+	100.0	0.0	0.8
Western Europe	SWITZERLAND	Valais	471	653	67	108	+	+	97.2	0.9	1.9
Western Europe	SWITZERLAND	Vaud	1 128	1 525	180	242	+	+	98.8	0.4	2.9
Western Europe	SWITZERLAND	Zurich	1 932	2 596	346	522	+	+	96.0	0.2	3.8
Oceania	AUSTRALIA	Australian Capital Territory	645	895	102	169	+	+	95.3	0.0	2.4
Oceania	AUSTRALIA	New South Wales	13 331	17 866	1 936	3 027	+	+	95.8	0.0	2.2
Oceania	AUSTRALIA	Northern Territory	518	673	62	83	+	+	92.8	0.0	3.6
Oceania	AUSTRALIA	Queensland	8 176	10 953	1 183	1 951	+	+	95.2	0.1	1.4
Oceania	AUSTRALIA	South Australia	2 873	3 917	414	652	+	+	98.2	0.0	1.1
Oceania	AUSTRALIA	Tasmania	972	1 312	149	227	+	+	94.3	0.0	1.8
Oceania	AUSTRALIA	Victoria	9 695	13 111	1 466	2 247	+	+	94.9	0.1	6.4
Oceania	AUSTRALIA	Western Australia	4 141	5 607	699	1 083	+	+	94.6	0.2	1.2
Oceania	FRANCE	New Caledonia	625	833	86	117	+	+	98.3	0.0	2.6
Oceania	FRANCE	French Polynesia	707	962	58	90	+	+	97.8	0.0	7.8
Oceania	NEW ZEALAND		8 919	11 966	1 233	1 941	+	+	95.5	0.5	3.0
Oceania	NEW ZEALAND	Paediatric	8 900	-	1 320	-	+		95.6	0.1	2.2

Table S 2. Weights of the World standard population used to calculate age-standardised rates (WSR).¹

Age group (years)	World standard population weights
0-4	12
5-9	10
10-14	9
15-19	9
Total (0-14)	31
Total (0-19)	40

Table S 3. Numbers of cases and incidence rates per million by World region. Statistics for the age groups younger than 15 years are based on the Paediatric dataset, and statistics for the age group 15-19 years are based on the General dataset (datasets defined in Table 2 and Table S 1). API, Asian and Pacific Islander; ASR, age-specific rate; N, number of cases; White NH, White non-Hispanic; WSR, age-standardised rate (World standard).

Region	Paediatric dataset								General dataset			
	Age 0-14 years		Age 0-4 years		Age 5-9 years		Age 10-14 years		Age 15-19 years		Age 0-19 years	
	N	WSR	N	ASR	N	ASR	N	ASR	N	ASR	N	WSR
North Africa	2 011	110.9	771	132.2	617	101.2	623	93.3	975	139.7	2 986	116.7
Sub-Saharan Africa	9 249	56.3	4 040	70.1	2 884	52.4	2 325	42.3	988	145.7	3 716	135.0
Central America and Caribbean	6 223	129.2	2 548	164.7	1 731	104.0	1 944	109.9	2 304	143.7	7 630	129.5
South America	18 251	133.9	8 036	174.9	5 067	107.9	5 148	108.1	2 241	163.5	7 550	145.7
Canada	8 551	165.0	3 985	235.6	2 086	116.2	2 480	125.0	4 597	219.8	13 148	173.9
USA, Native Americans	790	82.8	373	114.7	183	57.7	234	68.0	392	111.1	1 179	88.1
USA, API	3 451	115.6	1 682	158.8	844	84.3	925	92.8	1 312	134.5	4 514	117.7
USA, Black	11 923	122.9	5 097	158.5	2 998	92.5	3 828	109.0	5 092	145.0	17 002	126.2
USA, White Hispanic	18 559	163.6	9 068	218.2	4 613	124.3	4 878	134.3	6 877	196.3	25 428	169.6
USA, White NH	57 201	170.5	26 583	239.4	14 166	122.9	16 452	131.5	29 918	229.8	87 052	180.9
East Asia	17 009	135.8	7 222	190.3	4 254	93.3	5 533	110.4	7 857	146.9	24 866	132.9
South Asia*	5 662	87.5	1 906	95.5	1 817	84.9	1 939	79.6	2 339	90.3	8 001	87.3
Southeast Asia	8 984	119.8	4 002	154.1	2 467	96.0	2 515	100.4	3 267	112.9	12 251	115.9
West Asia	10 896	140.9	4 778	175.9	3 022	114.6	3 096	123.5	4 463	191.4	15 359	150.7
Eastern Europe	17 720	143.8	7 681	196.1	4 481	108.8	5 558	113.0	8 456	175.9	22 651	148.2
Northern Europe	22 437	153.0	10 082	205.5	5 626	113.9	6 729	126.6	4 109	204.6	12 197	164.2
Southern Europe	14 270	170.8	6 307	218.2	3 793	135.4	4 170	146.8	5 281	243.6	15 704	192.4
Western Europe	43 987	159.9	19 459	213.1	11 683	123.6	12 845	129.3	6 027	227.6	17 900	176.3
Oceania	7 475	152.9	3 476	209.6	1 843	110.3	2 156	124.7	4 199	240.1	11 587	170.2

*Comprising data from India only

Table S 4. Overview of data included in the comparison of incidence of cancer in children aged 0-14 years in the 1980s² and the present study. CI, confidence interval; N, number of cases; WSR, age-standardised rate (World standard).

Region	1980s				2001-2010			
	N	Person-years (thousands)	WSR	95% CI	N	Person-years (thousands)	WSR	95% CI
North Africa	1 685	18 332	91.7	87.3-96.1	2 011	18 606	110.9	106.0-115.8
Sub-Saharan Africa	1 409	17 401	81.0	76.8-85.2	9 249	167 696	56.3	55.1-57.5
Central America and Caribbean	3 631	29 801	125.3	121.2-129.4	6 223	49 803	129.2	125.9-132.5
South America	2 146	18 695	116.7	111.7-121.7	18 251	140 549	133.9	131.9-135.9
North America	22 854	161 132	145.7	143.8-147.6	100 475	661 232	157.6	156.6-158.6
East Asia	8 520	76 757	116.2	113.7-118.7	17 009	133 678	135.8	133.7-137.9
South Asia*	6 958	86 977	81.2	79.3-83.1	5 662	65 713	87.5	85.2-89.8
Southeast Asia	4 108	45 387	92.0	89.2-94.8	8 984	76 729	119.8	117.3-122.3
West Asia	1 816	14 617	125.7	119.9-131.5	10 896	78 603	140.9	138.2-143.6
Eastern Europe	8 502	75 732	116.0	113.5-118.5	17 720	129 536	143.8	141.6-146.0
Northern Europe	18 632	148 266	130.2	128.3-132.1	22 437	151 598	153.0	151.0-155.0
Southern Europe	5 372	39 667	144.2	140.2-148.2	14 270	85 322	170.8	168.0-173.6
Western Europe	24 067	187 331	132.4	130.7-134.1	43 987	285 149	159.9	158.4-161.4
Oceania	6 877	48 976	146.0	142.5-149.5	7 475	50 585	152.9	149.4-156.4
TOTAL	116 577	969 073	124.0	123.3-124.7	284 649	2 094 800	140.6	140.1-141.1

*Comprising data from India only

Figure S 1. Variation of incidence sex ratio by diagnostic group as defined by ICCC-3³ and by geographical region, 2001-10. Statistics for the age groups younger than 15 years are based on the Paediatric dataset, and statistics for the age groups 15-19 and 0-19 years are based on the General dataset (datasets defined in Table 2 and Table S 1). The sex ratios are shown on a logarithmic scale to illustrate proportionally the excess of rates in boys or girls. API, Asian and Pacific Islander; White NH, White non-Hispanic. *Comprising data from India only.

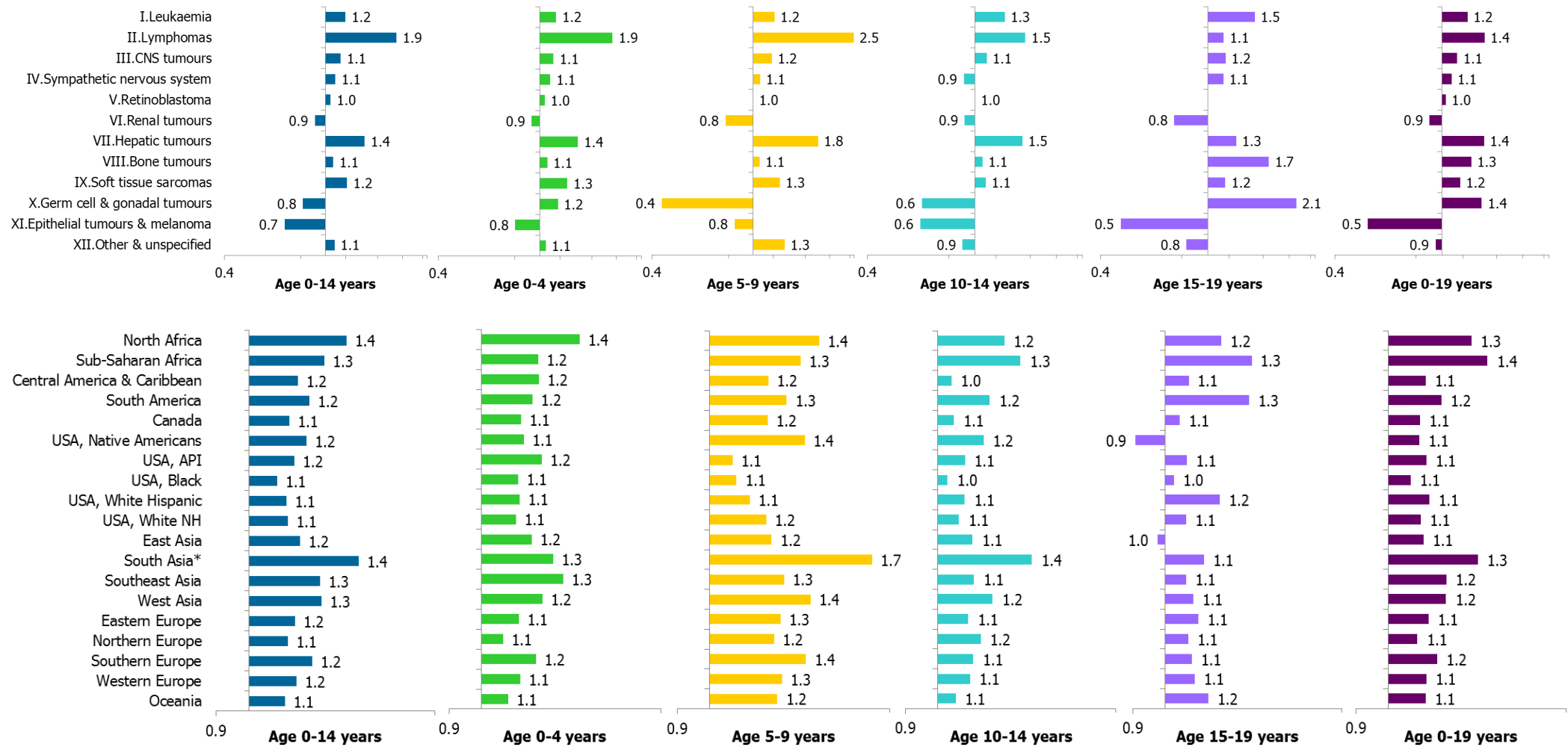


Figure S 2. Age-specific rates (ASR) by world region, both sexes, 2001-10. Statistics for the age groups younger than 15 years are based on the Paediatric dataset, and statistics for the age group 15-19 years are based on the General dataset (datasets defined in Table 2 and Table S 1). API, Asian and Pacific Islander; White NH, White non-Hispanic. *Comprising data from India only.

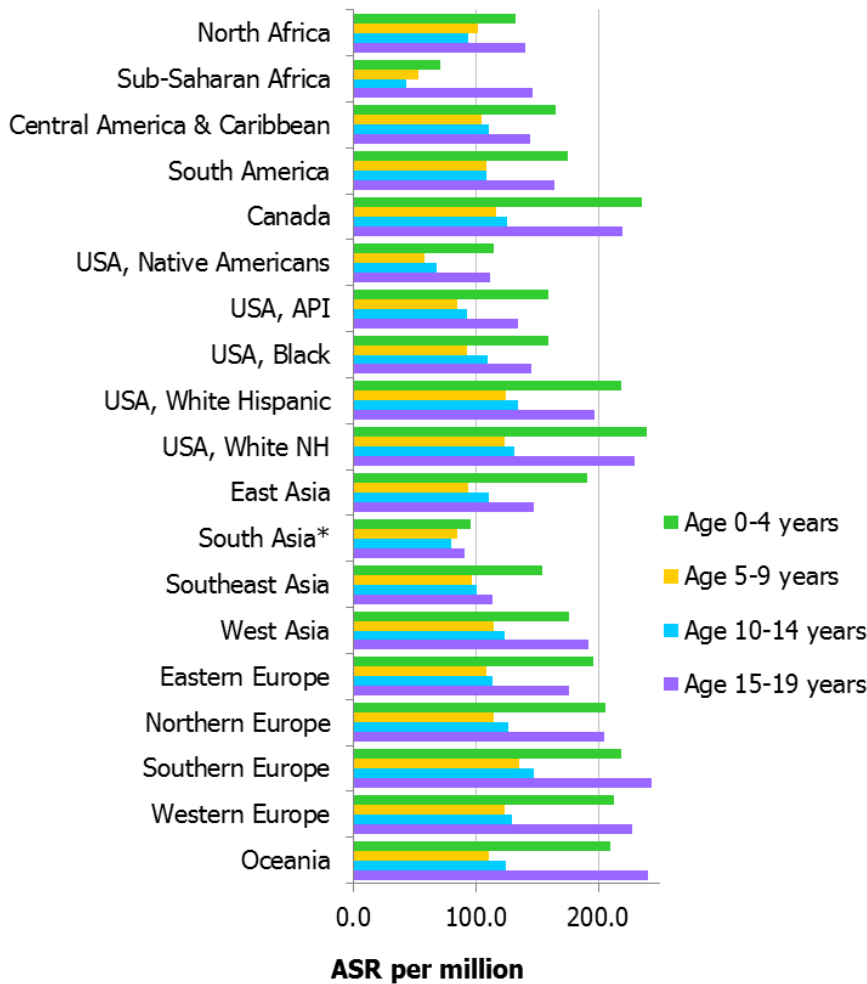
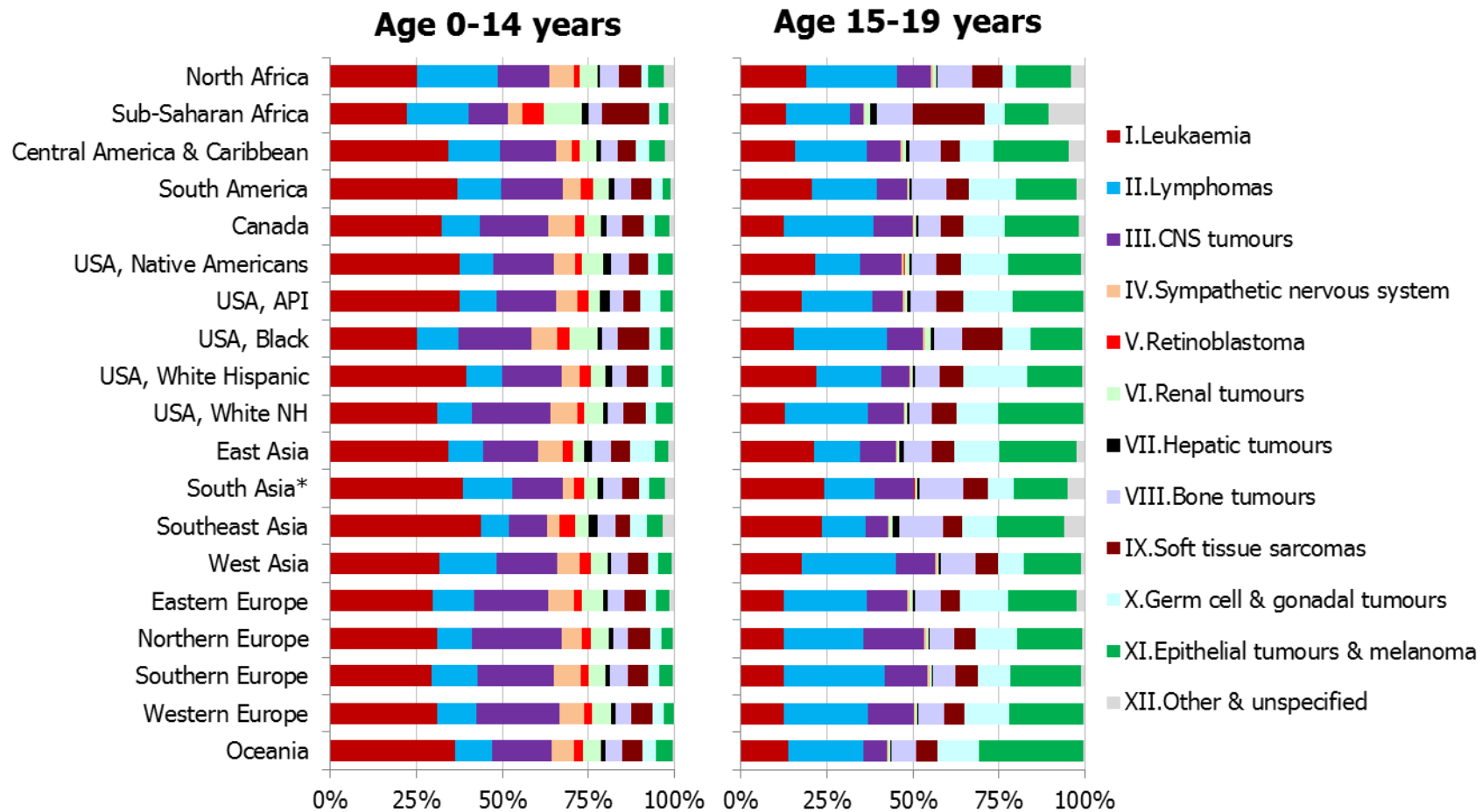


Figure S 3. Proportionate distribution of different tumour types in the world regions, 2001-10, based on numbers of cases. Tumours classified according to ICCC-3.³ Statistics for the age group younger than 15 years are based on the Paediatric dataset, and statistics for the age group 15-19 years are based on the General dataset (datasets defined in Table 2 and Table S 1). API, Asian and Pacific Islander; White NH, White non-Hispanic. *Comprising data from India only.



References

- 1 Segi M, Fujisaku S, Kurihara M, Narai Y, Sasajima K. The age-adjusted death rates for malignant neoplasms in some selected sites in 23 countries in 1954-1955 and their geographical correlation. *Tohoku J Exp Med.* 1960;**72**:91-103.
- 2 Parkin DM, Kramarova E, Draper GJ, et al. International Incidence of Childhood Cancer, volume 2. Lyon: International Agency for Research on Cancer; 1998.
- 3 Steliarova-Foucher E, Stiller C, Lacour B, Kaatsch P. International Classification of Childhood Cancer, third edition. *Cancer.* 2005;**103**(7):1457-67.

List of IICC-3 contributors

Africa – Algeria: S Bouzbid (Annaba Cancer Registry); M Hamdi-Cherif (Sétif Cancer Registry); Egypt: A Hablas (Gharbiah Cancer Registry); France, Réunion: E Chirpaz (Cancer Registry of the Réunion Island); Kenya: N Buziba, GC Chesumbai (The Eldoret Cancer Registry); Mauritius: SS Manraj (Mauritius National Cancer Registry); South Africa: D Reynders (Childhood Cancer Registry of South Africa); Uganda: HR Wabinga (Kampala Cancer Registry); Zimbabwe: E Chokunonga (Zimbabwe National Cancer Registry);

Latin America & the Caribbean – Argentina: F Moreno (Argentinean Paediatric Oncology Hospital Registry); Brazil: CA Lima (Cancer Registry of Aracaju); C Asturian Laporte (Based-Population Registry of Curitiba); JC de Oliveira (Cancer Registry of Goiânia); JA Pontes de Aquino (Cancer Registry of João Pessoa); Chile: SM Vargas Gallagher (Region de Los Rios Cancer Registry); Colombia: CJ Uribe (Cancer Registry of the Metropolitan Area of Bucaramanga); LE Bravo (Cali Cancer Registry); MC Yopez Chamorro (Cancer Registry of Pasto); Costa Rica: G Torres Alvarado (Costa Rica National Tumor Registry); Cuba: YH Galán Alvarez (Cuba National Cancer Registry); Ecuador: FC Martinez Reyes (Cuenca Tumor Registry); JC Castillo Calvas (Loja Cancer Registry); M Mendoza Alava (Manabí Cancer Registry); P Cueva Ayala (National Cancer Registry of Tumours); Jamaica: B Hanchard (Jamaica Cancer Registry, Kingston and St. Andrew); Mexico: A Fajardo-Gutiérrez (Children Cancer Registry of Mexico City); USA, Puerto Rico: DE Zavala Zegarra (Puerto Rico Central Cancer Registry); Uruguay: E Barrios (National Cancer Registry of Uruguay);

North America – Canada: C Nikiforuk (Alberta Cancer Registry); R Woods (British Columbia Cancer Registry and Yukon Cancer Registry); D Turner (Manitoba Cancer Registry); M MacIntyre (Nova Scotia Cancer Registry); A Corriveau (Northwest Territories Cancer Registry); T Navaneelan (Ontario Cancer Registry); C Bertrand (Quebec Cancer Registry); H Stuart-Panko (Saskatchewan Cancer Registry); USA: RJ Wilson (National Program of Cancer Registries, United States (NPCR)); C Kosary (Surveillance Research Program (SEER)); X Shen (Alabama Statewide Cancer Registry); J Brockhouse (Alaska Cancer Registry); GA Yee (Arizona Cancer Registry); TC Mitchell (Arkansas Central Cancer Registry); K Snipes (California Cancer Registry); D West (Cancer Registry of Greater California); C Rao (North Carolina Central Cancer Registry); S Bolick (South Carolina Central Cancer Registry); RK Rycroft (Colorado Central Cancer Registry); L Mueller (Connecticut Tumor Registry); Y Zheng (North Dakota Statewide Cancer Registry); K Dosch (South Dakota Cancer Registry); H Brown (Delaware Cancer Registry); A Vargas (District of Columbia Cancer Registry); GM Levin (Florida Cancer Data System); R Bayakly (Georgia Cancer Registry); C Johnson (Cancer Data Registry of Idaho); T Shen (Illinois State Cancer Registry); L Ruppert (Indiana State Cancer Registry); CF Lynch (State Health Registry of Iowa); SM Lai (Kansas Cancer Registry); TC Tucker (Kentucky Cancer Registry); XC Wu (Louisiana Tumor Registry); M Schwenn (Maine Cancer Registry); K Stern (Maryland Cancer Registry); S Gershman (Massachusetts Cancer Registry); G Copeland (Michigan Cancer Surveillance Program); S Bushhouse (Minnesota Cancer Surveillance System); DB Rogers (Mississippi Cancer Registry); J Jackson Thompson (Missouri Cancer Registry and Research Center); D Lemons (Montana Central Tumor Registry); S Frederick (Nebraska Cancer Registry); JA Harris (Nevada Central Cancer Registry); B Riddle (New Hampshire State Cancer Registry); A Stroup (New Jersey State Cancer Registry); C Wiggins (New Mexico Tumor Registry); MJ Schymura (New York State Cancer Registry); LK Giljahn (Ohio Cancer Incidence Surveillance System); A Sheikh (Oklahoma Central Cancer Registry); S Schubert (Oregon State Cancer Registry); W Aldinger (Pennsylvania Cancer Registry); JP Fulton (Rhode Island Cancer Registry); M Whiteside (Tennessee Cancer Registry); L Nogueira (Texas Cancer Registry); C Sweeney (Utah Cancer Registry); A Johnson (Vermont Cancer Registry); J Martin (Virginia Cancer Registry); S Farley (West Virginia Cancer Registry); D Harrelson (Washington State Cancer Registry); R Malicki (Wisconsin Cancer Reporting System); JR Espinoza (Wyoming Cancer Surveillance Program); BY Hernandez (Hawaii Tumour Registry);

Asia – Bahrain: N Abulfateh (Bahrain Cancer Registry); China: N Wang (Beijing Cancer Registry); RKC Ngan (Hong Kong Cancer Registry); India: KB Lingegowda (Bangalore Cancer Registry); R Swaminathan (Madras Metropolitan Tumour Registry); SS Koyande (Mumbai Cancer Registry and Nagpur Cancer Registry); Israel: B Silverman (Israel National Cancer Registry); Japan: K Ozasa (Tumor and Tissue Registry Office, Hiroshima); S Kanemura (Miyagi Prefectural Cancer Registry); M Soda (Nagasaki Prefectural Cancer Registry); I Miyashiro (Osaka Cancer Registry); A Shibata (Yamagata Prefectural Cancer Registry); Jordan: O Nimri (Jordan Cancer Registry); South Korea: YJ Won (Korea Central Cancer Registry); CH Kim (Busan Cancer Registry); NS Hong (Daegu Kyeongbuk Regional Cancer Registry); HS Nam (Daejeon Cancer Registry); S Kweon (Gwangju Cancer Registry); WC Kim (Incheon Cancer Registry); JS Huh (Jeju Regional Cancer Registry); KW Jung (Seoul Cancer Registry); CI Yoo (Ulsan Cancer Registry); Kuwait: A Elbasmy (Kuwait Cancer Registry); Philippines: AV Laudico (Manila Cancer Registry); MR Lumague (Rizal Cancer Registry); Saudi Arabia: H AlMutlag (Saudi Cancer Registry); Thailand: R Buasom (Bangkok Cancer Registry); S Srisukho (Chiang Mai Cancer Registry); J Tanabodee (Chonburi Cancer Registry); S Wiangnon (Khon Kaen Provincial Cancer Registry); D Pongnikorn (Lampang Cancer Registry); H Sriplung (Songkhla Cancer Registry); Turkey: O Dirican (Antalya Cancer Registry Center); S Eser (İzmir Cancer Registry); Viet Nam: M Le Hoang (Ho Chi Minh City Cancer Registry);

Europe – Austria: M Hackl (Austrian National Cancer Registry); Belarus: A Zborovskaya (Childhood Cancer SubRegistry of Belarus); Bulgaria: N Dimitrova, Z Valerianova (Bulgarian National Cancer Registry); Croatia: M Sekerija (Croatian National Cancer Registry); Cyprus: P Pavlou (Cyprus Cancer Registry); Czech Republic: M Dušek (Czech National Cancer Registry); Estonia: M Mägi (Estonian Cancer Registry); France: A Monnereau (French Cancer Incidence and Mortality Network (FRANCIM)); J Clavel (National Registry of Childhood Haematological Malignancies); B Lacour (National Registry of Solid Tumour of Children); AV Guizard (Calvados General Cancer Registry); V Bouvier (Calvados Registry of Digestive Tumours); X Troussard (Lower Normandy Hemopathy Registry); AS Woronoff (Doubs Cancer Registry); B Tretarre (Hérault Cancer Registry); M Colonna (Isère Cancer Registry); F Molinié (Loire-Atlantique/Vendée Cancer Registry); S Bara (Manche Cancer Registry); M Velten (Bas-Rhin Cancer Registry); E Marrer (Haut-Rhin Cancer Registry); O Ganry (Somme Cancer Registry); P Grosclaude (Tarn Cancer Registry); Germany: P Kaatsch (German Childhood Cancer Registry (GCCR)); SR Zeissig (Cancer Registry of Rhineland-Palatinate); B Holleczeck (Saarland Cancer Registry); A Katalinic (Schleswig-Holstein Cancer Registry); Hungary: Z Jakab (Hungarian Childhood Cancer Registry); Iceland: H Birgisson (Icelandic Cancer Registry); Ireland: PM Walsh (National Cancer Registry Ireland); Italy: L Mangone (Italian Association of Cancer Registries (AIRTUM)); F Merletti (Childhood Cancer Registry of Piedmont); M Magoni (Cancer Registry of Brescia); L Mangone (Reggio Emilia Cancer Registry); S Ferretti (Ferrara Province Cancer Registry); D Serraino (Friuli-Venezia Giulia Cancer Registry); G Spagnoli (Tumour Registry of Modena); M Fusco (Naples 3 South Cancer Registry); M Michiara (Parma Cancer Registry); R Tumino (Ragusa Cancer Registry); F Falcini (Romagna Tumor Registry); F Sensi (North Sardinia Cancer Registry of Sassari); F Tisano (Syracuse Province Cancer Registry); S Piffer (Trento Cancer Registry); F Stracci (Umbria Cancer Registry); G Tagliabue (Lombardy Cancer Registry, Varese Province); Lithuania: G Smailyte (Lithuanian Cancer Registry); Malta: D Agius (Malta National Cancer Registry); Netherlands: O Visser (Netherlands Cancer Registry); Norway: G Ursin (Cancer Registry of Norway); Poland: J Didkowska, M Trojanowski, U Wojciechowska (Polish National Cancer Registry); Portugal: G Forjaz de Lacerda (Azores Cancer Registry); MA Silva (Portugal Central Region Cancer Registry); J Laranja Pontes (Portugal North Region Cancer Registry); A da Costa Miranda (Portugal South Region Cancer Registry); Slovakia: E Kaiserova (National Childhood Cancer Registry); Slovenia: M Primic Žakelj (Cancer Registry of Republic of Slovenia); Spain: R Peris-Bonet (Spanish Registry of Childhood Tumours (RETI-SEHOP), UVEG); ML Vicente Raneda (Comunitat Valenciana Childhood Cancer Registry); E Almar Marqués (Albacete Cancer Registry, Castile-La Mancha); JR Quirós Garcia (Asturias Cancer Registry); M Ramos Monserrat (Mallorca Cancer Registry); M Errezola Saizar (Basque Country Cancer Registry); A Alemán Herrera (Canary Islands Cancer Registry); JM Díaz García (Cuenca Cancer Registry); R Marcos-Gragera (Girona Cancer Registry); MJ Sanchez-Perez (Granada Cancer Registry); E Ardanaz Aicua (Navarra Cancer Registry); J Galceran (Tarragona Cancer Registry); Sweden: A Klint (Swedish Cancer Registry); Switzerland: CE Kuehni (Swiss Childhood Cancer Registry); C Bouchardy (Geneva Cancer Registry); F Levi (Neuchâtel Cancer Registry and Vaud Cancer Registry); A Bordoni (Ticino Cancer Registry); I Konzelmann (Valais Cancer Registry); S Rohrmann (Cancer Registry Zurich and Zug); UK: CA Stiller (National Registry of Childhood Tumours); AT Gavin (Northern Ireland Cancer Registry); DH Brewster (Scottish Cancer Registry);

Oceania – Australia: H Phung (Australian Capital Territory Cancer Registry); S Rushton (New South Wales Central Australia Cancer Registry); S Guthridge (Northern Territory Cancer Registry); J Aitken (Queensland Cancer Registry); K D'Onise (South Australian Cancer Registry); A Venn (Tasmanian Cancer Registry); H Farrugian (Victorian Cancer Registry); TJ Threlfall (Western Australian Cancer Registry); France, New Caledonia: S Laumond (New Caledonia Cancer Registry); France, French Polynesia: L Yen Kai Sun (French Polynesia Cancer Registry); New Zealand: J Hendrix (New Zealand Cancer Registry); K Ballantine (New Zealand Children's Cancer Registry);

International Agency for Research on Cancer: M Colombet, A Dolya, E Masuyer, E Steliarova-Foucher.